

**TK-VÆTKIT**

**TK-VÆTKIT**

*Portable Veterinary  
Endoscope System*




**TK VETKIT CO.,LTD.**

ADD: 7F BLDG,NO.6TH PLANT ,PINGXI 10TH RD,ZHUHAI,CHINA  
TEL:+86-0755-23761871

C-EC-202202-V1.1

## CMOS+LED Technology

Non-fiber design makes it durable and easy for maintenance.

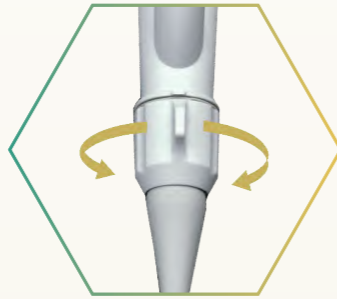


## Features



### Multi-function Buttons

①Zoom ②Capture/Record ③Freeze



### 120° Left/Right Rotation

Relieve fatigue of wrist rotation



### Detachable Structure

Compatible with all products



### Video Cable With 180° Rotation

Easy operation

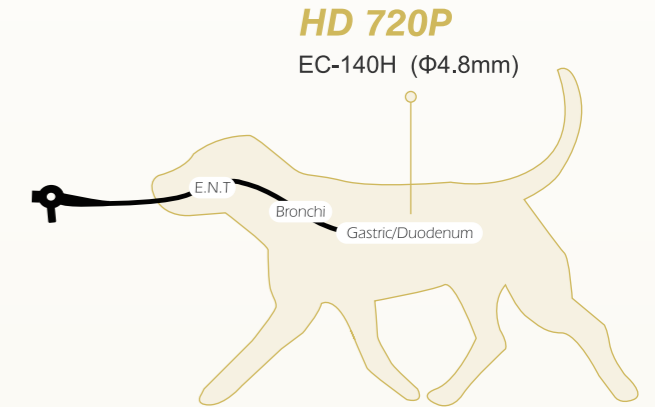
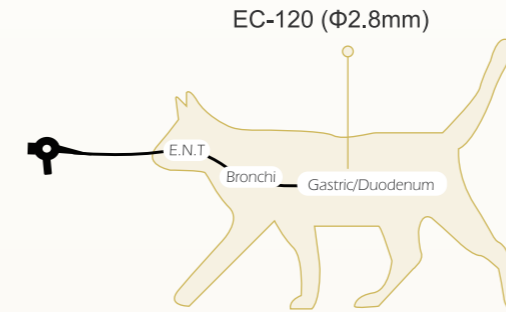
## Portable

Equipped with D-1211 image processor with 10 inch touch-screen.



## Application

With slim diameter and 4-way angulation, EC-120, EC-130 and EC-140H are ideal for small animal applications, including bronchoscopy, rhinoscopy, oesophagus, foreign body retrieval, gastroscopy, cystoscopy, vaginoscopy, etc.

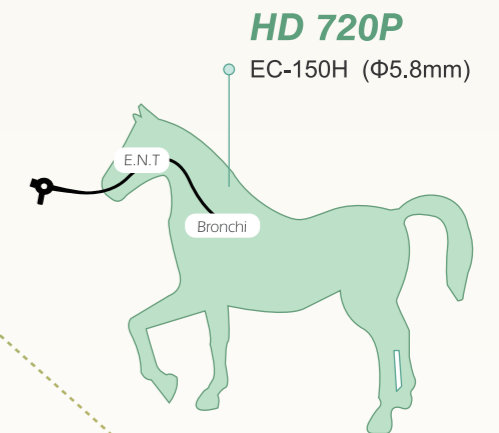


## Specification

Model	Insertion Tube	Working Channel	Working Length	Bending	Rotation	View Angle
EC-120	2.8mm	1.2mm	610mm	U210°, D130°	L120°, R120°	120°
EC-130	3.8mm	1.5mm	1000mm	U180°, D130°	L120°, R120°	120°
EC-140H	4.8mm	2.0mm	1000mm	U180°, D130°	L120°, R120°	120°

## Application

With extended 1.5 meters working length and big working channel, EC-150H is ideal for equine applications, including upper and lower airway endoscopy, sinuscopy, vaginoscopy and hysteroscopy, etc.



## Specification

Model	Insertion Tube	Working Channel	Working Length	Bending	Rotation	View Angle
EC-150H	5.8mm	2.8mm	1500mm	U180°, D130°	L120°, R120°	120°